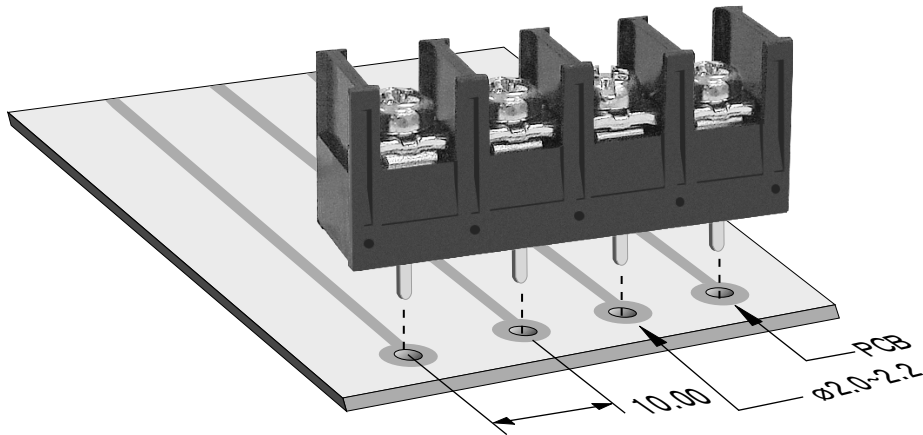


TYPE:T25 (貫通式端子台)



Pitch:10.00mm



ORDER GUIDE(注文方法):

T25 - B M11 - 04

Body(本体)		Terminal style(端子スタイル)				Poles(極数)
A: 取付穴・壁有り、カバー無し (Mount Ends)	K: 取付穴・壁有り、カバー付き (Mount Ends and Cover)	M10		M33		02
B: 取付穴・カバー無し、壁有り (Barrier Ends)	R: 取付穴有り、壁・カバー無し (Without wall・with metals)	M11		O33		⋮
E: 取付穴無し、壁有り、 カバー付き (Barrier Ends with Cover)		M22		S11		24

SPECIFICATION(規格,仕様):

Terminal :	Brass, Tin plated,0.8 t	端子金具 :	黄銅板 ハンダメッキ,0.8 t
Insulator body :	PBT(UL94V-0), Black	本体 :	PBT(UL94V-0), 黒色
Screw :	M4.0, steel, Ni plated	端子ネジ :	M4.0, 鉄ニッケルメッキ
Cover :	PC	カバー :	PC
Operation temperatures :	-40° C to +120° C	使用温度範囲 :	-40° C to +120° C
Rated current :	25Amp 300V	定格 :	25Amp 300V
Insulation withstands volt :	2000V 1min	耐電圧 :	2000V 一分間
Insulation resistance :	2000MΩ at DC 500V	絶縁抵抗 :	DC 500V 2000MΩ
PCB hole Dia :	φ 2.0mm~φ 2.2mm	基板穴径 :	φ 2.0mm~φ 2.2mm
Wire range :	12~22 AWG	適合電線 :	12~22 AWG
Screw torque :	16 lb-in	締付トルク :	16 lb-in
	Screw with washer		ワッシャー付ネジ

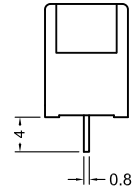
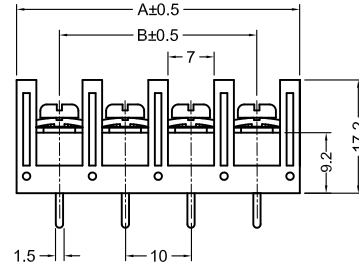
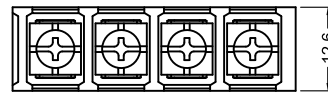

.394" PCB Barrier Terminal Blocks

TYPE:T25

Pitch:10.00mm

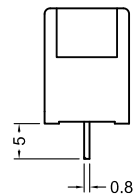
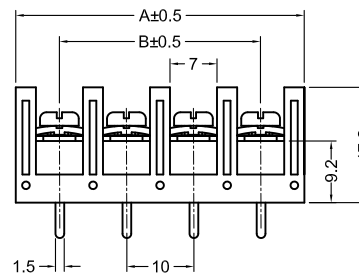
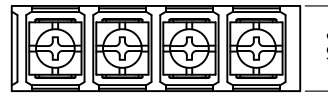

T25-BM10-04

Terminal style:M10



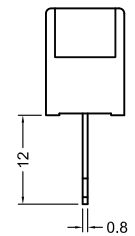
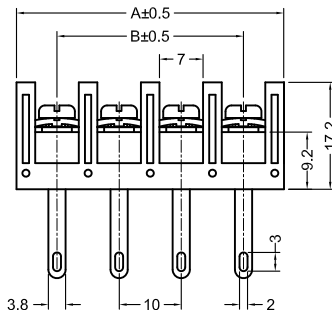
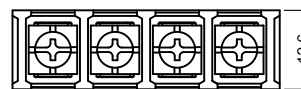

T25-BM11-04

Terminal style:M11



T25-BM22-04

Terminal style:M22



Poles	2	3	4	5	6	7	8	9	10	11	12	13	14	15	16
A(mm)	23.00	33.00	43.00	53.00	63.00	73.00	83.00	93.00	103.00	113.00	123.00	133.00	143.00	153.00	163.00
B(mm)	10.00	20.00	30.00	40.00	50.00	60.00	70.00	80.00	90.00	100.00	110.00	120.00	130.00	140.00	150.00
Poles	17	18	19	20	21	22	23	24	25	26	27	28	29	30	
A(mm)	173.00	183.00	193.00	203.00	213.00	223.00	233.00	243.00							
B(mm)	160.00	170.00	180.00	190.00	200.00	210.00	220.00	230.00							

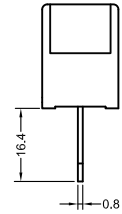
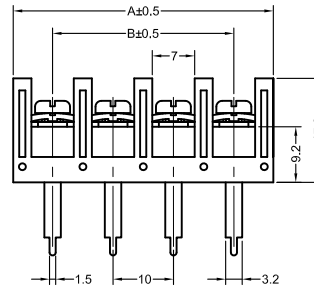
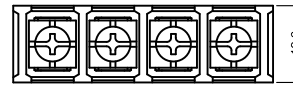

.394" PCB Barrier Terminal Blocks

TYPE:T25

Pitch:10.00mm

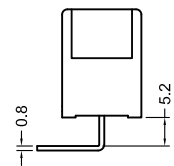
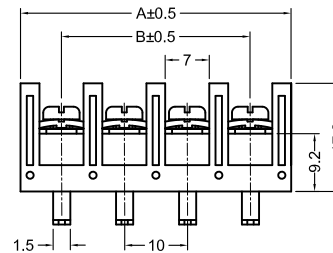
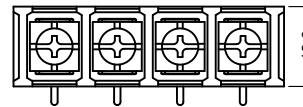

T25-BM33-04

Terminal style:M33



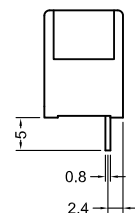
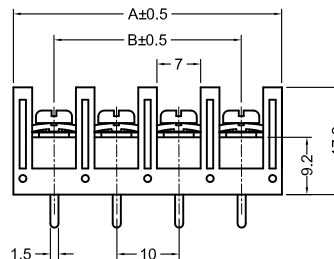
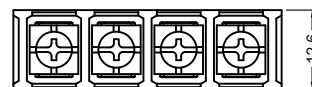

T25-BO33-04

Terminal style:O33



T25-BS11-04

Terminal style:S11



Poles	2	3	4	5	6	7	8	9	10	11	12	13	14	15	16
A(mm)	23.00	33.00	43.00	53.00	63.00	73.00	83.00	93.00	103.00	113.00	123.00	133.00	143.00	153.00	163.00
B(mm)	10.00	20.00	30.00	40.00	50.00	60.00	70.00	80.00	90.00	100.00	110.00	120.00	130.00	140.00	150.00
Poles	17	18	19	20	21	22	23	24	25	26	27	28	29	30	
A(mm)	173.00	183.00	193.00	203.00	213.00	223.00	233.00	243.00							
B(mm)	160.00	170.00	180.00	190.00	200.00	210.00	220.00	230.00							