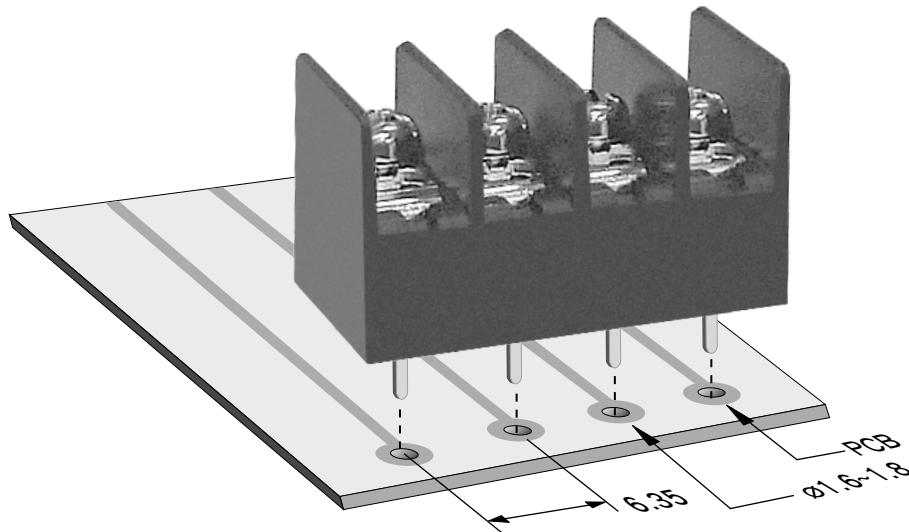


TYPE:T30 (貫通式端子台)


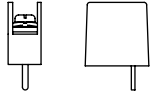


Pitch:6.35mm



ORDER GUIDE(注文方法):

T30 - B S16 - 04

Body(本体)	Terminal style(端子スタイル)	Poles(極数)
<p>A: 取付穴・壁有り、カバー無し (Mount Ends)</p> 	<p>S16: </p>	<p>02 ⋮ ⋮ ⋮ ⋮ ⋮ ⋮ ⋮ ⋮ ⋮ 30</p>

SPECIFICATION(規格,仕様):

Terminal :	Brass, Tin plated,0.8 t	端子金具 :	黄銅板 ハンダメッキ, 0.8 t
Insulator body :	Polyamide66(UL94V-0), Black	本体 :	Polyamide66(UL94V-0), 黒色
Screw :	M3.0, steel, Ni plated	端子ネジ :	M3.0, 鉄ニッケルメッキ
Cover :	PC	カバー :	PC
Operation temperatures :	-40° C to +105° C	使用温度範囲 :	-40° C to +105° C
Rated current :	10Amp 300V	定格 :	10Amp 300V
Insulation withstands volt :	2000V 1min	耐電圧 :	2000V 一分間
Insulation resistance :	2000MΩ at DC 500V	絶縁抵抗 :	DC 500V 2000MΩ
PCB hole Dia :	∅ 1.6mm~∅ 1.8mm	基板穴径 :	∅ 1.6mm~∅ 1.8mm
Wire range :	16~30 AWG	適合電線 :	16~30 AWG
Screw torque :	10 lb-in	締付トルク :	10 lb-in
	Screw with washer		ワッシャー付ネジ

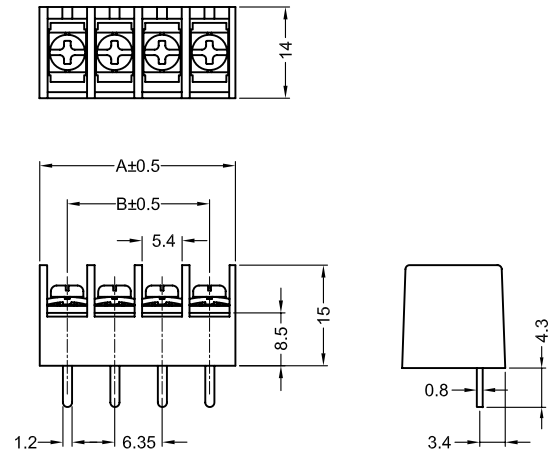

.250" PCB Barrier Terminal Blocks

TYPE:T30

Pitch:6.35mm

T30-BS16-04

Terminal style: S16



Poles	2	3	4	5	6	7	8	9	10	11	12	13	14	15	16
A(mm)	13.60	19.95	26.30	32.65	39.00	45.35	51.70	58.05	64.40	70.75	77.10	83.45	89.80	96.15	102.50
B(mm)	6.35	12.70	19.05	25.40	31.75	38.10	44.45	50.80	57.15	63.50	69.85	76.20	82.55	88.90	95.25
Poles	17	18	19	20	21	22	23	24	25	26	27	28	29	30	
A(mm)	108.85	115.20	121.55	127.90	134.25	140.60	146.95	153.30	159.65	166.00	172.35	178.70	185.05	191.40	
B(mm)	101.60	101.60	101.60	101.60	101.60	101.60	101.60	101.60	101.60	101.60	101.60	101.60	101.60	101.60	