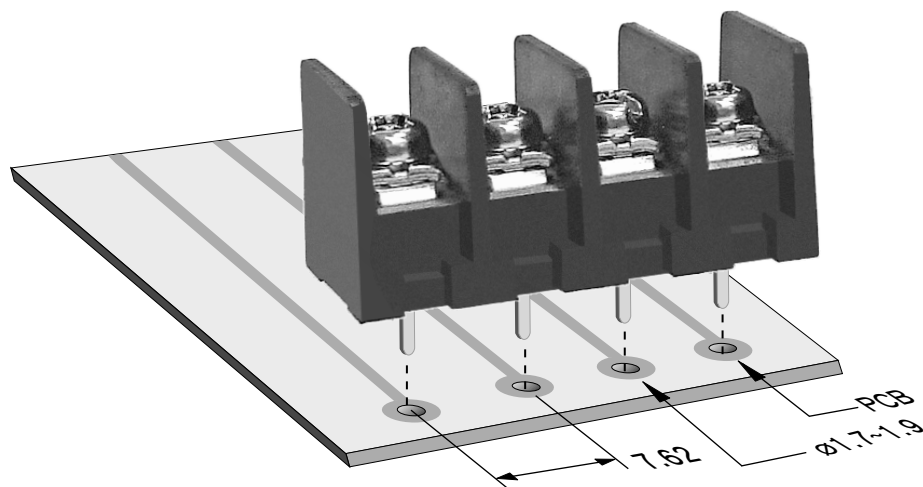










TYPE:T31 (貫通式端子台)

Pitch:7.62mm



ORDER GUIDE(注文方法):

T31 - B M11 - 04

Body(本体)		Terminal style(端子スタイル)		Poles(極数)
<p>A: 取付穴・壁有り、カバー無し (Mount Ends)</p> 	<p>K: 取付穴・壁有り、カバー付き (Mount Ends and Cover)</p> 	M11	O14	02
<p>B: 取付穴・カバー無し、壁有り (Barrier Ends)</p> 	<p>O: 取付穴有り、金具・壁・ カバー無し(Mount Ends)</p> 	M14	O31
<p>C: 取付穴有り、金具・壁無し、 カバー付き (Mount with Cover)</p> 	<p>R: 取付穴有り、壁・カバー無し (Without wall・with metals)</p> 	M21	O32
<p>E: 取付穴無し、壁有り、 カバー付き (Barrier Ends with Cover)</p> 	<p>W: 取付穴・カバー有り、壁無し (Without wall・with metals and Cover)</p> 	M31	S1E
		M32	S11
		O13	S14
				25

.300" PCB Barrier Terminal Blocks

TYPE:T31

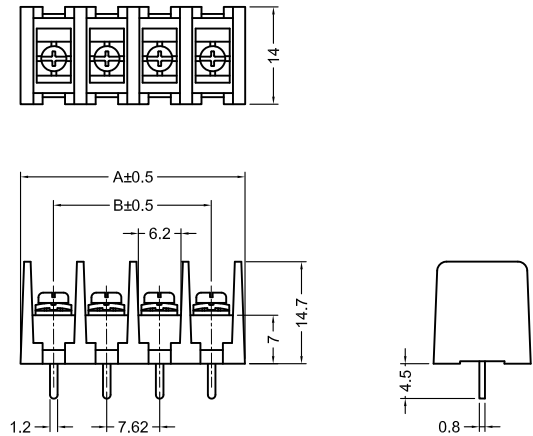

Pitch:7.62mm

SPECIFICATION(規格,仕様):

Terminal :	Brass, Tin plated,0.8 t	端子金具 :	黄銅板ハンダメッキ,0.8 t
Insulator body :	PBT(UL94V-0), Black	本体 :	PBT(UL94V-0), 黒色
Screw :	M3.0, steel, Ni plated	端子ネジ :	M3.0, 鉄ニッケルメッキ
Cover :	PC	カバー :	PC
Operation temperatures :	-40° C to +120° C	使用温度範囲 :	-40° C to +120° C
Rated current :	10Amp 300V	定格 :	10Amp AC300V
Insulation withstands volt :	2000V 1min	耐電圧 :	2000V 一分間
Insulation resistance :	2000MΩ at DC 500V	絶縁抵抗 :	DC500V 2000MΩ
PCB hole Dia :	∅ 1.7mm~∅ 1.9mm	基板穴径 :	∅ 1.7mm~∅ 1.9mm
Wire range :	16~22 AWG	適合電線 :	16~22 AWG
Screw torque :	12 lb-in	締付トルク :	12 lb-in
	Screw with washer		ワッシャー付ネジ

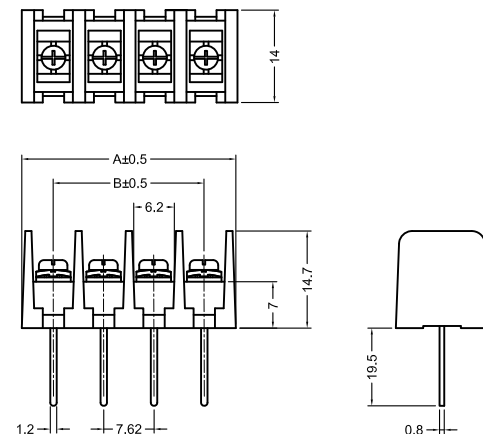

T31-BM11-04

Terminal style:M11



T31-BM14-04

Terminal style:M14



Poles	2	3	4	5	6	7	8	9	10	11	12	13	14	15	16
A(mm)	16.90	24.52	32.14	39.76	47.38	55.00	62.62	70.24	77.86	85.48	93.10	100.72	108.34	115.96	123.58
B(mm)	7.62	15.24	22.86	30.48	38.10	45.72	53.34	60.96	68.58	76.20	83.82	91.44	99.06	106.68	114.30
Poles	17	18	19	20	21	22	23	24	25						
A(mm)	131.20	138.82	146.44	154.06	161.68	169.30	176.92	184.54	192.16						
B(mm)	121.92	129.54	137.16	144.78	152.40	160.02	167.64	175.26	182.88						

.300" PCB Barrier Terminal Blocks

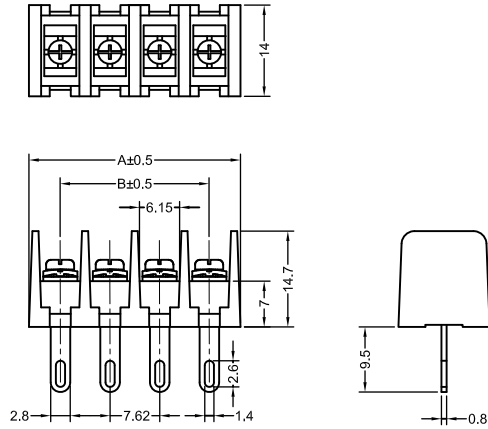

DECA[®]
SwitchLab

TYPE:T31

Pitch:7.62mm

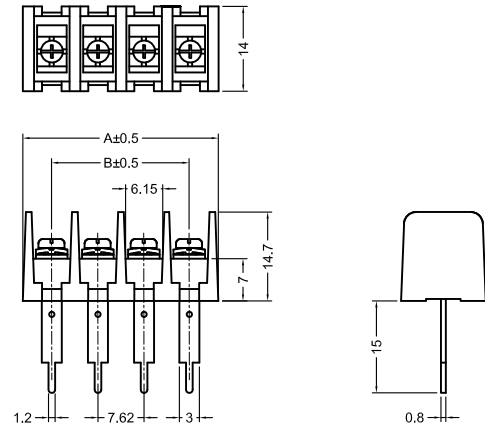

T31-BM21-04

Terminal style:M21



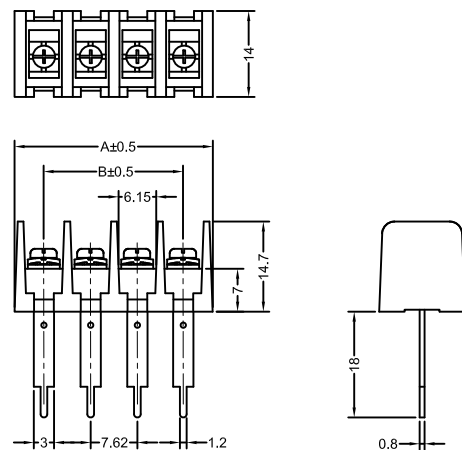

T31-BM31-04

Terminal style:M31



T31-BM32-04

Terminal style:M32



Poles	2	3	4	5	6	7	8	9	10	11	12	13	14	15	16
A(mm)	16.90	24.52	32.14	39.76	47.38	55.00	62.62	70.24	77.86	85.48	93.10	100.72	108.34	115.96	123.58
B(mm)	7.62	15.24	22.86	30.48	38.10	45.72	53.34	60.96	68.58	76.20	83.82	91.44	99.06	106.68	114.30
Poles	17	18	19	20	21	22	23	24	25						
A(mm)	131.20	138.82	146.44	154.06	161.68	169.30	176.92	184.54	192.16						
B(mm)	121.92	129.54	137.16	144.78	152.40	160.02	167.64	175.26	182.88						

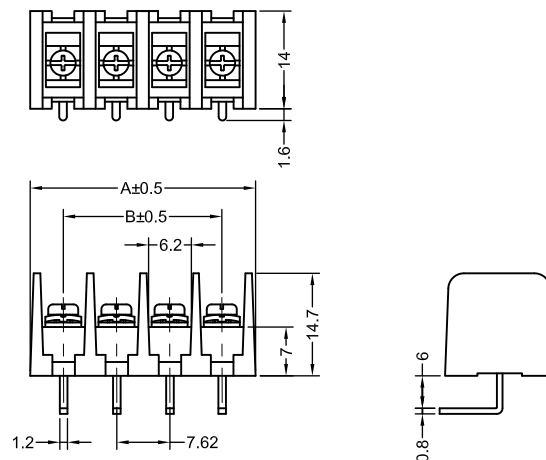

.300" PCB Barrier Terminal Blocks

TYPE:T31

Pitch:7.62mm

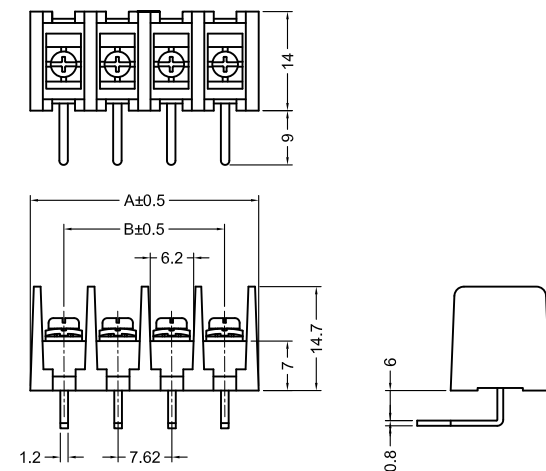

T31-BO13-04

Terminal style:O13



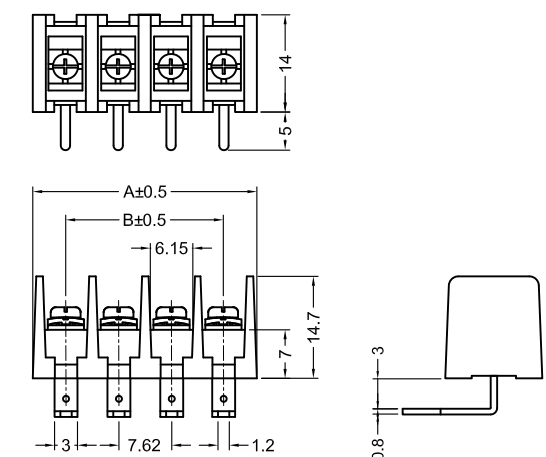

T31-BO14-04

Terminal style:O14



T31-BO31-04

Terminal style:O31



Poles	2	3	4	5	6	7	8	9	10	11	12	13	14	15	16
A(mm)	16.90	24.52	32.14	39.76	47.38	55.00	62.62	70.24	77.86	85.48	93.10	100.72	108.34	115.96	123.58
B(mm)	7.62	15.24	22.86	30.48	38.10	45.72	53.34	60.96	68.58	76.20	83.82	91.44	99.06	106.68	114.30
Poles	17	18	19	20	21	22	23	24	25						
A(mm)	131.20	138.82	146.44	154.06	161.68	169.30	176.92	184.54	192.16						
B(mm)	121.92	129.54	137.16	144.78	152.40	160.02	167.64	175.26	182.88						

.300" PCB Barrier Terminal Blocks

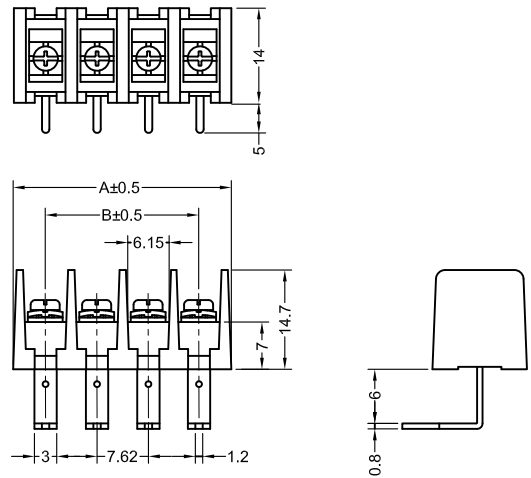

DECA®
SwitchLab

TYPE:T31

Pitch:7.62mm

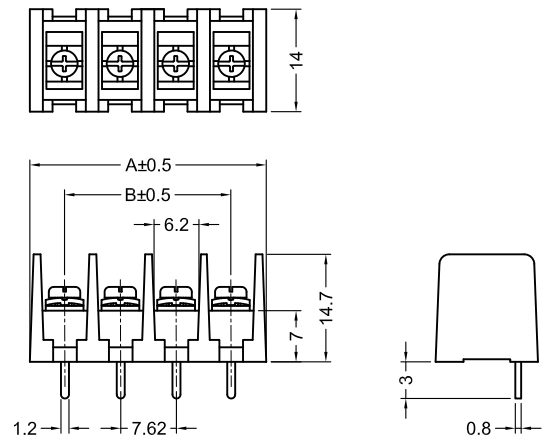

T31-BO32-04

Terminal style:O32



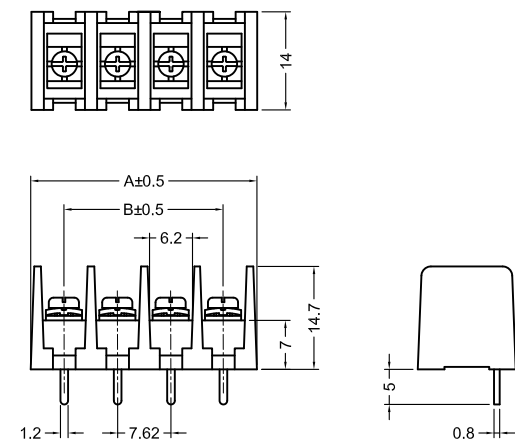

T31-BS1E-04

Terminal style:S1E



T31-BS11-04

Terminal style:S11



Poles	2	3	4	5	6	7	8	9	10	11	12	13	14	15	16
A(mm)	16.90	24.52	32.14	39.76	47.38	55.00	62.62	70.24	77.86	85.48	93.10	100.72	108.34	115.96	123.58
B(mm)	7.62	15.24	22.86	30.48	38.10	45.72	53.34	60.96	68.58	76.20	83.82	91.44	99.06	106.68	114.30
Poles	17	18	19	20	21	22	23	24	25	26	27	28	29	30	
A(mm)	131.20	138.82	146.44	154.06	161.68	169.30	176.92	184.54	192.16	199.78	207.40	215.02	222.64	230.26	
B(mm)	121.92	129.54	137.16	144.78	152.40	160.02	167.64	175.26	182.88	190.50	198.12	205.74	213.36	220.98	

.300" PCB Barrier Terminal Blocks



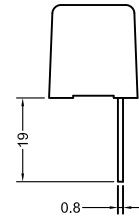
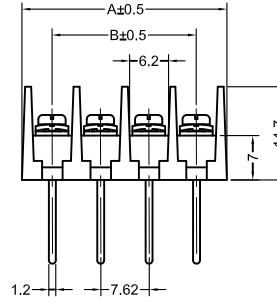


DECA[®]
SwitchLab

TYPE:T31

Pitch:7.62mm

T31-BS14-04

Terminal style:S14



Poles	2	3	4	5	6	7	8	9	10	11	12	13	14	15	16
A(mm)	16.90	24.52	32.14	39.76	47.38	55.00	62.62	70.24	77.86	85.48	93.10	100.72	108.34	115.96	123.58
B(mm)	7.62	15.24	22.86	30.48	38.10	45.72	53.34	60.96	68.58	76.20	83.82	91.44	99.06	106.68	114.30
Poles	17	18	19	20	21	22	23	24	25	26	27	28	29	30	
A(mm)	131.20	138.82	146.44	154.06	161.68	169.30	176.92	184.54	192.16	199.78	207.40	215.02	222.64	230.26	
B(mm)	121.92	129.54	137.16	144.78	152.40	160.02	167.64	175.26	182.88	190.50	198.12	205.74	213.36	220.98	