


TYPE:T40M (貫通式端子台) **Modular**(モジュール式)

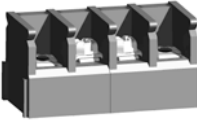

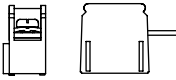
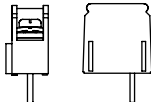
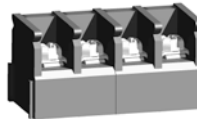
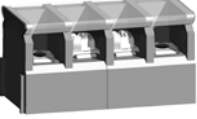
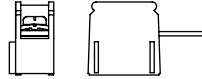
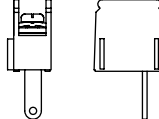

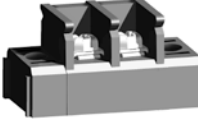


Pitch:6.35mm



ORDER GUIDE(注文方法):

T40M B S11 - 05

Body(本体)		Terminal style(端子スタイル)		Poles(極数)
A: 取付穴・壁有り、カバー無し (Mount Ends) 	E: 取付穴無し、壁有り、 カバー付き (Barrier Ends with Cover) 	B11 	S11 	02 30
B: 取付穴・カバー無し、壁有り (Barrier Ends) 	K: 取付穴・壁有り、カバー付き (Mount Ends and Cover) 	B27 	S64 	
C: 取付穴有り、金具・壁無し、 カバー付き (Mount with Cover) 	O: 取付穴有り、金具・壁・ カバー無し(Mount Ends) 			

SPECIFICATION(規格,仕様):

Terminal :	Brass, Tin plated,0.8 t	端子金具 :	黄銅板 ハンダメッキ,0.8 t
Insulator body :	Polyamide66(UL94V-0), Green	本体 :	Polyamide66(UL94V-0), 緑色
Screw :	M3.0, steel, Ni plated	端子ネジ :	M3.0, 鉄ニッケルメッキ
Cover :	PC	カバー :	PC
Operation temperatures :	-40° C to +105° C	使用温度範囲 :	-40° C to +105° C
Rated current :	10Amp 300V	定格 :	10Amp 300V
Insulation withstands volt :	2000V 1min	耐電圧 :	2000V 一分間
Insulation resistance :	2000MΩ at DC 500V	絶縁抵抗 :	DC 500V 2000MΩ
PCB hole Dia :	∅ 1.6mm~∅ 1.8mm	基板穴径 :	∅ 1.6mm~∅ 1.8mm
Wire range :	16~30 AWG	適合電線 :	16~30 AWG
Screw torque :	10 lb-in	締付トルク :	10 lb-in
	Screw with washer		ワッシャー付ネジ

.250" PCB Barrier Terminal Blocks

DECA[®]
SwitchLab

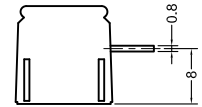
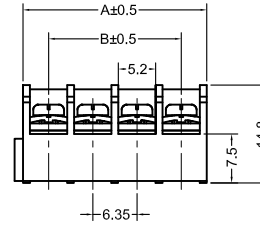
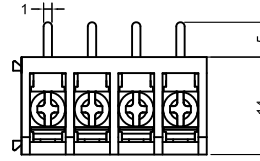

TYPE:T40M

Modular(モジュール式)

Pitch:6.35mm

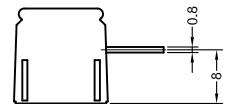
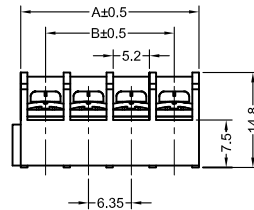
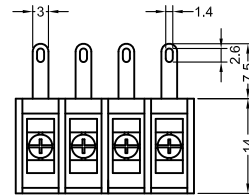

T40M-BB11-04

Terminal style:B11



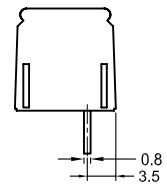
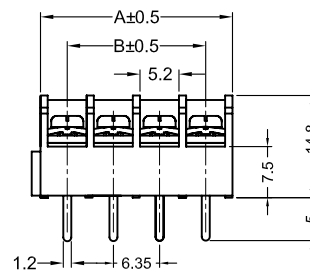
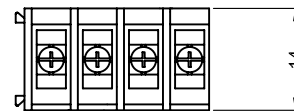

T40M-BB27-04

Terminal style:B27



T40M-BS11-04

Terminal style:S11



Poles	2	3	4	5	6	7	8	9	10	11	12	13	14	15	16
A(mm)	13.70	20.05	26.40	32.75	39.10	45.45	51.80	58.15	64.50	70.85	77.20	83.55	89.90	96.25	102.60
B(mm)	6.35	12.70	19.05	25.40	31.75	38.10	44.45	50.80	57.15	63.50	69.85	76.20	82.55	88.90	95.25
Poles	17	18	19	20	21	22	23	24	25	26	27	28	29	30	
A(mm)	108.95	115.30	121.65	128.00	134.35	140.70	147.05	153.40	159.75	166.10	172.45	178.80	185.15	191.50	
B(mm)	101.60	107.95	114.30	120.65	127.00	133.35	139.70	146.05	152.40	158.75	165.10	171.45	177.80	184.15	

.250" PCB Barrier Terminal Blocks

DECA[®]
SwitchLab


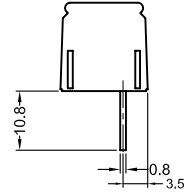
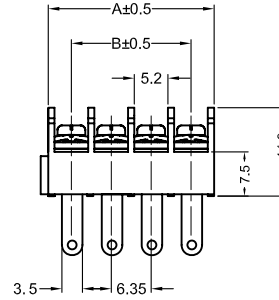
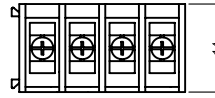

TYPE:T40M

Modular(モジュール式)

Pitch:6.35mm

T40M-BS64-04

Terminal style:S64



Poles	2	3	4	5	6	7	8	9	10	11	12	13	14	15	16
A(mm)	13.70	20.05	26.40	32.75	39.10	45.45	51.80	58.15	64.50	70.85	77.20	83.55	89.90	96.25	102.60
B(mm)	6.35	12.70	19.05	25.40	31.75	38.10	44.45	50.80	57.15	63.50	69.85	76.20	82.55	88.90	95.25
Poles	17	18	19	20	21	22	23	24	25	26	27	28	29	30	
A(mm)	108.95	115.30	121.65	128.00	134.35	140.70	147.05	153.40	159.75	166.10	172.45	178.80	185.15	191.50	
B(mm)	101.60	107.95	114.30	120.65	127.00	133.35	139.70	146.05	152.40	158.75	165.10	171.45	177.80	184.15	

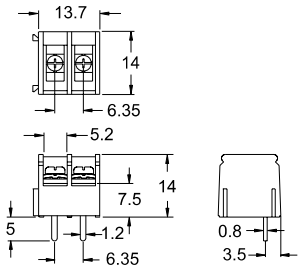

.250" PCB Barrier Terminal Blocks

TYPE:T40M(貫通式端子台)

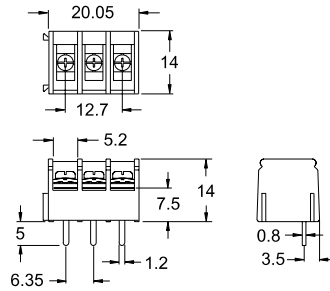

Modular(モジュール式)

Pitch:6.35mm

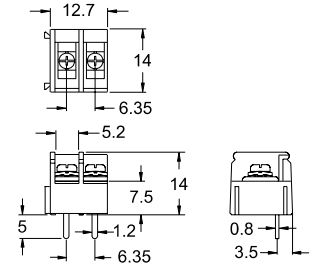
T40MBS11-02



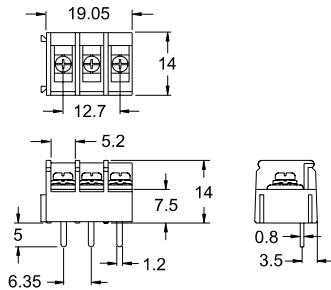
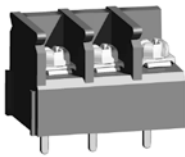
T40MBS11-03



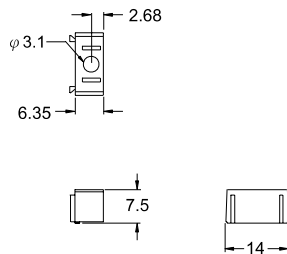
T40MRS11-02



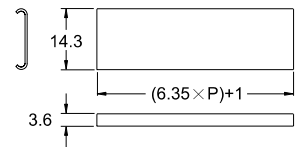
T40MRS11-03



T30M-R01











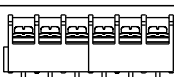


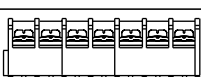



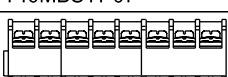



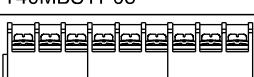








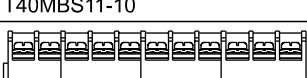




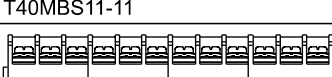




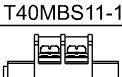












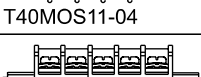






BC40M-□□



T40MBS11-02		2 pole modular
T40MBS11-03		3 pole modular
T40MRS11-02		2 pole modular w/o wall (right side)
T40MRS11-03		3 pole modular w/o wall (right side)
T30M-R01		mounting hole
BC40M-□□		clear cover

ORDER GUIDE

Housing	Assemble Breakdown			
 T40MBS11-02	 T40MBS11-02			
 T40MBS11-03	 T40MBS11-03			
 T40MBS11-04	 T40MRS11-02	 T40MBS11-02		
 T40MBS11-05	 T40MRS11-02	 T40MBS11-03		
 T40MBS11-06	 T40MRS11-03	 T40MBS11-03		
 T40MBS11-07	 T40MRS11-02	 T40MRS11-02	 T40MBS11-03	
 T40MBS11-08	 T40MRS11-02	 T40MRS11-03	 T40MBS11-03	
 T40MBS11-09	 T40MRS11-03	 T40MRS11-03	 T40MBS11-03	
 T40MBS11-10	 T40MRS11-02	 T40MRS11-02	 T40MRS11-03	 T40MBS11-03
 T40MBS11-11	 T40MRS11-02	 T40MRS11-03	 T40MRS11-03	 T40MBS11-03
 T40MBS11-12	 T40MRS11-03	 T40MRS11-03	 T40MRS11-03	 T40MBS11-03
 T40MOS11-02	 T30M-R01	 T40MBS11-02	 T30M-R01	
 T40MOS11-03	 T30M-R01	 T40MBS11-03	 T30M-R01	
 T40MOS11-04	 T30M-R01	 T40MRS11-02	 T40MBS11-02	 T30M-R01
 T40MOS11-05	 T30M-R01	 T40MRS11-02	 T40MBS11-03	 T30M-R01