









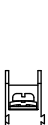


TYPE:T46M (貫通式端子台) **Modular** (モジュール式) **CA**[®]**US**

Pitch:11.00mm



ORDER GUIDE(注文方法):

T46M B B11 - 03

Body(本体)	Terminal style(端子スタイル)	Poles(極数)
<p>A: 取付穴・壁有り、カバー無し (Mount Ends)</p> 	<p>B11 </p>	<p>02 ⋮ ⋮ ⋮ ⋮ 30</p>
<p>G: 特殊取付穴・壁有り、カバー無し (Barrier Ends with Angle bracketes)</p> 	<p>S51 </p>	
<p>B: 取付穴・カバー無し、壁有り (Barrier Ends)</p> 	<p>B52 </p>	
<p>K: 取付穴・壁有り、カバー付き (Mount Ends and Cover)</p> 	<p>S52 </p>	
<p>E: 取付穴無し、壁有り、カバー付き (Barrier Ends with Cover)</p> 	<p>S11 </p>	

SPECIFICATION(規格,仕様):

Terminal :	Brass, Tin plated,0.8 t	端子金具 :	黄銅板 ハンダメッキ,0.8 t
Insulator body :	Polyamide66(UL94V-0), Black	本体 :	Polyamide66(UL94V-0), 黒色
Screw :	M4.0, steel, Ni plated	端子ネジ :	M4.0, 鉄ニッケルメッキ
Cover :	PC	カバー :	PC
Operation temperatures :	-40° C to +120° C	使用温度範囲 :	-40° C to +120° C
Rated current :	22Amp 300V	定格 :	22Amp 300V
Insulation withstands volt :	2000V 1min	耐電圧 :	2000V 一分間
Insulation resistance :	2000MΩ at DC 500V	絶縁抵抗 :	DC 500V 2000MΩ
PCB hole Dia :	∅ 2.1mm~∅ 2.3mm	基板穴径 :	∅ 2.1mm~∅ 2.3mm
Wire range :	14~22 AWG	適合電線 :	14~22 AWG
Screw torque :	16 lb-in	締付トルク :	16 lb-in
	Screw with washer		ワッシャー付ネジ

.433" PCB Tri-Barrier Terminal Blocks

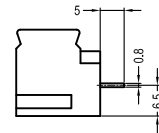
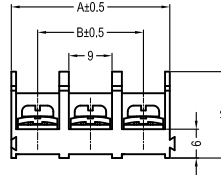
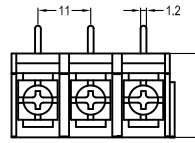

TYPE:T46M

Modular(モジュール式)

Pitch:11.00mm

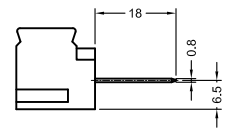
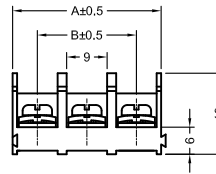
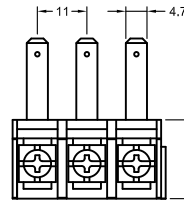

T46M-BB11-03

Terminal style:B11



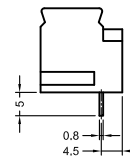
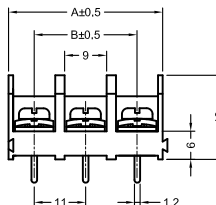
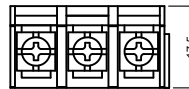

T46M-BB52-03

Terminal style:B52



T46M-BS11-03

Terminal style:S11



Poles	2	3	4	5	6	7	8	9	10	11	12	13	14	15	16
A(mm)	22.00	33.00	44.00	55.00	66.00	77.00	88.00	99.00	110.00	121.00	132.00	143.00	154.00	165.00	176.00
B(mm)	11.00	22.00	33.00	44.00	55.00	66.00	77.00	88.00	99.00	110.00	121.00	132.00	143.00	154.00	165.00
Poles	17	18	19	20	21	22	23	24	25	26	27	28	29	30	
A(mm)	187.00	198.00	209.00	220.00	231.00	242.00	253.00	264.00	275.00	286.00	297.00	308.00	319.00	330.00	
B(mm)	176.00	187.00	198.00	209.00	220.00	231.00	242.00	253.00	264.00	275.00	286.00	297.00	308.00	319.00	

.433" PCB Tri-Barrier Terminal Blocks

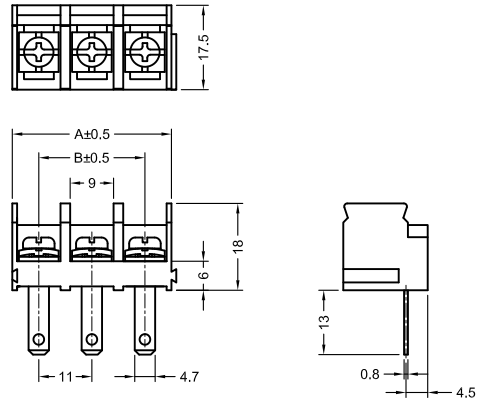

TYPE:T46M

Modular(モジュール式)

Pitch:11.00mm

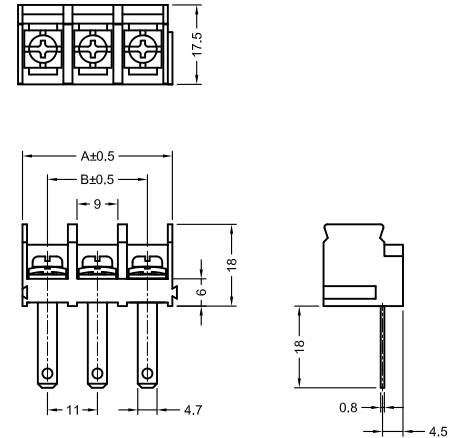

T46M-BS51-03

Terminal style:S51



T46M-BS52-03

Terminal style:S52



Poles	2	3	4	5	6	7	8	9	10	11	12	13	14	15	16
A(mm)	22.00	33.00	44.00	55.00	66.00	77.00	88.00	99.00	110.00	121.00	132.00	143.00	154.00	165.00	176.00
B(mm)	11.00	22.00	33.00	44.00	55.00	66.00	77.00	88.00	99.00	110.00	121.00	132.00	143.00	154.00	165.00
Poles	17	18	19	20	21	22	23	24	25	26	27	28	29	30	
A(mm)	187.00	198.00	209.00	220.00	231.00	242.00	253.00	264.00	275.00	286.00	297.00	308.00	319.00	330.00	
B(mm)	176.00	187.00	198.00	209.00	220.00	231.00	242.00	253.00	264.00	275.00	286.00	297.00	308.00	319.00	

.433" PCB Tri-Barrier Terminal Blocks

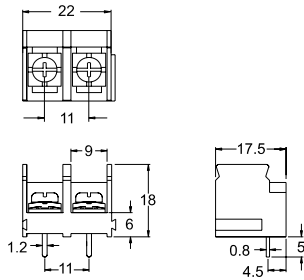
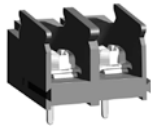
DECA[®]
SwitchLab

TYPE:T46M (貫通式端子台)

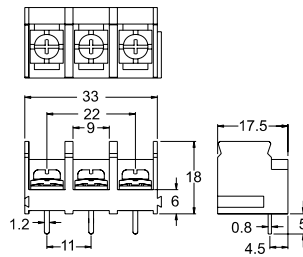

Modular(モジュール式)

Pitch:11.00mm

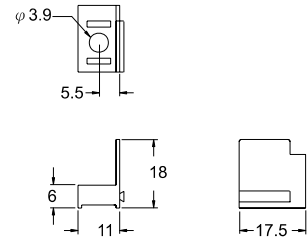

T46MBS11-02



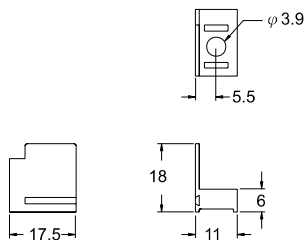
T46MBS11-03



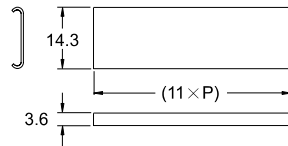
T46M-L01



T46M-R01



BC40M-□□



T46MBM11-02		2 pole modular
T46MBM11-03		3 pole modular
T46M-L01		mounting hole (left)
T46M-R01		mounting hole (right)
BC46M-□□		clear cover



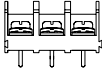
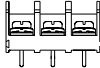
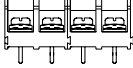


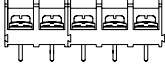

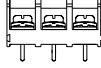
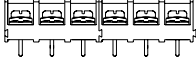








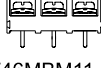
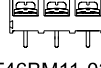
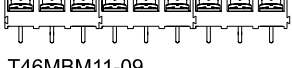
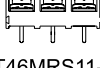





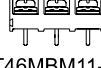



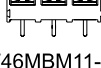
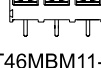
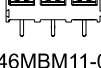
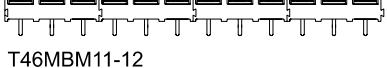
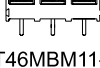
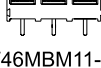
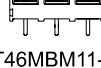
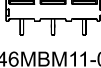
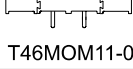

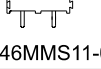

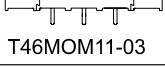

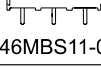

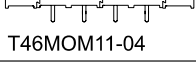




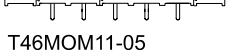




.433" PCB Barrier Terminal Blocks

TYPE:T46M (貫通式端子台)

Modular(モジュール式)

Pitch:11.00mm

ORDER GUIDE

Housing	Assemble Breakdown			
 T46MBM11-02	 T46MBM11-02			
 T46MBM11-03	 T46MBM11-03			
 T46MBM11-04	 T46MBM11-02	 T46MBM11-02		
 T46MBM11-05	 T46MBM11-02	 T46MBM11-03		
 T46MBM11-06	 T46MBM11-03	 T46MBM11-03		
 T46MBM11-07	 T46MBM11-02	 T46MBM11-02	 T46MBM11-03	
 T46MBM11-08	 T46MBM11-02	 T46MBM11-03	 T46MBM11-03	
 T46MBM11-09	 T46MRS11-03	 T46MRS11-03	 T46MBS11-03	
 T46MBM11-10	 T46MBM11-02	 T46MBM11-02	 T46MBM11-03	 T46MBM11-03
 T46MBM11-11	 T46MBM11-02	 T46MBM11-03	 T46MBM11-03	 T46MBM11-03
 T46MBM11-12	 T46MBM11-03	 T46MBM11-03	 T46MBM11-03	 T46MBM11-03
 T46MOM11-02	 T46M-L01	 T46MMS11-02	 T46M-R01	
 T46MOM11-03	 T46M-L01	 T46MBS11-03	 T46M-R01	
 T46MOM11-04	 T46M-L01	 T46MRS11-02	 T46BS11-02	 T46M-R01
 T46MOM11-05	 T46M-L01	 T46MRS11-02	 T46MBS11-03	 T46M-R01