



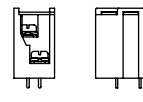
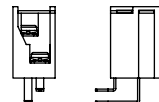
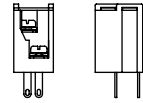
TYPE:TD4 (貫通式端子台)

Pitch:9.52mm



ORDER GUIDE(注文方法):

TD4 - 22 41 -10

Body(本体)	Terminal style(端子スタイル)	Poles(極数)
22:標準型 (standard) 	41  5A  46 	02 ⋮ ⋮ ⋮ 20

SPECIFICATION(規格,仕様):

Terminal :	Brass, Tin plated,0.8 t	端子金具 :	黄銅板 ハンダメッキ,0.8 t
Insulator body :	PBT(UL94V-0), Black	本体 :	PBT(UL94V-0), 黒色
Screw :	M3.5, steel, Ni plated	端子ネジ :	M3.5, 鉄ニッケルメッキ
Cover :	PC	カバー :	PC
Operation temperatures :	-40° C to +120° C	使用温度範囲 :	-40° C to +120° C
Rated current :	20Amp 300V	定格 :	20Amp 300V
Insulation withstands volt :	2000V 1min	耐電圧 :	2000V 一分間
Insulation resistance :	2000MΩ at DC 500V	絶縁抵抗 :	DC 500V 2000MΩ
PCB hole Dia :	ø 1.6mm~ø 1.8mm	基板穴径 :	ø 1.6mm~ø 1.8mm
Wire range :	14~22 AWG	適合電線 :	14~22 AWG
Screw torque :	15 lb-in	締付トルク :	15 lb-in
	Screw with washer		ワッシャー付ネジ

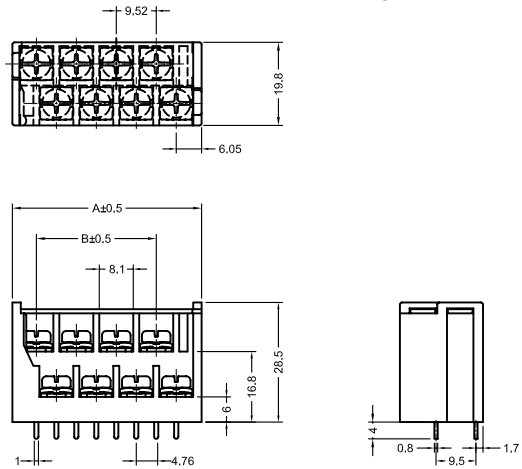

.250" PCB Barrier Terminal Blocks

TYPE: TD4

Pitch: 9.52mm

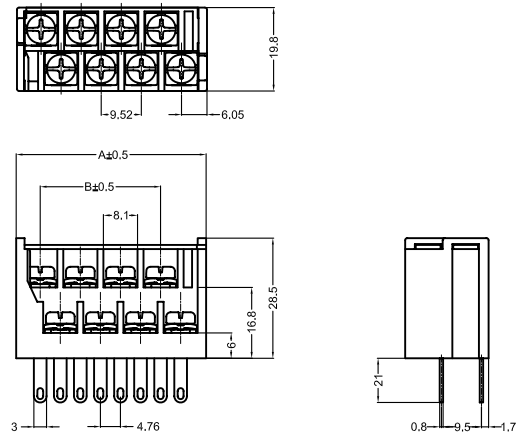

TD4-2241-04

Terminal style:41



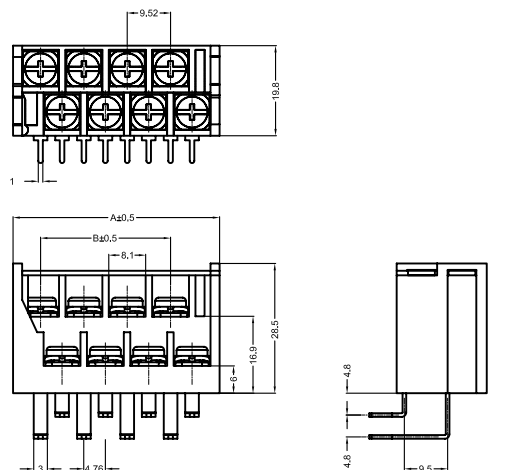

TD4-2246-04

Terminal style:46



TD4-225A-04

Terminal style:5A



Poles	2	3	4	5	6	7	8	9	10	11	12	13	14	15	16
A(mm)	26.34	35.86	45.38	54.90	64.42	73.94	83.46	92.98	102.50	112.02	121.54	131.06	140.58	150.10	159.62
B(mm)	9.52	19.04	28.56	38.08	47.60	57.12	66.64	76.16	85.68	95.20	104.72	114.24	123.76	133.28	142.80
Poles	17	18	19	20											
A(mm)	169.14	178.66	188.18	197.70											
B(mm)	152.32	161.84	171.36	180.88											